

In-Wall Timers

Intermatic's 7-Day and 24-Hour In-Wall Timers



[Intermatic.com](https://www.intermatic.com)

INTERMATIC®

7-Day Programmable Timers



Wall plate not included

SH-ABSWCOV-LA
ABRA In-Wall Smart Switch Almond Cover

SH-ABIWS1-WH ABRA In-Wall Smart Switch

- 120 - 277 VAC; 50/60 Hz
- Turns lights and motor loads on and off using schedules, timers, and smart automations
- Works with Alexa, Google Home, and Siri
- Supports single-pole and 3-way installations
- Can be used with a variety of loads, including LED, incandescent, inductive, and motor loads up to 1 HP (3 HP @ 240 VAC)
- Matter certified, for native compatibility with a wide range of smart home platforms including Apple Home, Samsung SmartThings, Google Home, and Amazon Alexa
- No hub required
- Uses standard 3-way switches for multi-way installations, eliminating the need to purchase special companion switches
- 2.4 GHz Wi-Fi Required



ST01 and EI600 Series

- Versatile 7-day programmable schedules with up to 40 ON/OFF events
- No neutral wire connection enables easy retrofitting
- Isolated switch allows timer to be used with any load type, including AC and DC loads
- Astronomic feature auto-adjusts to sunrise and sunset
- Programmable Countdown feature
- Automatic Daylight Saving Time (DST) adjustment
- Single or 3-way switch compatible installation
- Incandescent/fluorescent/CFL/LED compatible
- Random setting turns light ON and OFF at slightly different times each day
- Replaceable CR2 lithium battery
- Can be used for 24-hour or 7-day load control of lights, fans, pumps and other medium-duty loads
- Schedules and settings stored indefinitely in non-volatile memory



Wall plate not included
*EI600 only



White



Light Almond

Wall plate not included

Ascend® ST700W

- Versatile 7-day programmable schedules with up to 42 ON/OFF events
- Neutral required
- Astronomic feature auto-adjusts to sunrise and sunset
- Automatic Daylight Saving Time (DST) adjustment
- Single or 3-way switch compatible installation
- Incandescent/fluorescent/CFL/LED compatible
- Random setting turns light ON and OFF at slightly different times each day
- Schedules and settings stored indefinitely in non-volatile memory



7-Day Programmable Timers



Wall plate not included



White

Ivory

EJ600 Series

- Up to 14 ON/OFF events per week
- Neutral required
- Astronomic feature auto-adjusts to sunrise sunset
- Automatic Daylight Saving Time (DST) adjustment
- Single or 3-way switch compatible installation
- Incandescent/Fluorescent/CFL/LED compatible
- Random setting turns light ON and OFF at slightly different times each day
- Built-in rechargeable battery backup
- Can be used for 24-hour or 7-day load control of lights, fans, pumps and other medium-duty loads



Wall plate not included



White

Ivory

Light
Almond

EI500 Series

- Up to 14 ON/OFF events per week
- Neutral required
- Single-pole installation
- Incandescent/Fluorescent/CFL/LED compatible
- Random setting turns light ON and OFF at slightly different times each day
- Built-in rechargeable battery backup
- Can be used for 24-hour or 7-day load control of lights, fans, pumps and other medium-duty loads




24-Hour Mechanical Timers

KM2 Series

- 72 Trippers provide 36 ON/OFF events per 24 hour period
- Captive trippers with 20-minute switching intervals
- Neutral required
- 3-way switch available
- 3-position ON/OFF/AUTO override provides continuous ON or OFF operation
- Multiple wall plates separately available
- 3-way switch available (KM2STU-1G)
- Can be used for 24-hour load control of lights, fans, pumps and other medium-duty loads




KM2ST-1G, KMSTU-1G



KM2ST-2G


























































KM2ST-2D



KM2ST-3G

Product Comparison

	Series						
	SH-ABIWS1	EI600	ST01	ST700	EJ600	EI500	KM2
Features							
Neutral Required							
Wi-Fi with App							
Controls CFL							
Controls LED							
3-Way Switching							KM2STU-1G
Ratings							
Input Voltage	120-277 VAC, 50/60 Hz	120-277 VAC, 50/60 Hz; 12/28 VDC	120-277 VAC, 50/60 Hz; 12/28 VDC	120 VAC, 50/60 Hz	120 VAC, 60 Hz	125 VAC, 60 Hz	120 VAC, 60 Hz
Resistive (Heater), AC	15 A	20 A	15 A	15 A	12 A	15 A	20 A
Tungsten (Incandescent)	15 A	1800 W, 120 VAC; 1248-1662 W, 208-277 VAC	1800 W, 120 VAC; 1248-1662 W, 208-277 VAC	960 W	1800 W, Single-Gang; 1440 W, Multi-Gang	1000 W	1350 W
Ballast (Fluorescent)		16 A, 1920-4432 VA	8 A, 960 VA, 120 VAC; 4 A, 832-1108 VA, 208-277 VAC		4 A, 500 VA	8 A, 1000 VA	
Electronic Ballast (LED)	10 A			5 A, 600 W		4 A, 500 W	
DC Loads		4 A, 12 VDC; 2 A, 28 VDC	4 A, 12 VDC; 2 A, 28 VDC				
Motor Load	1 HP, 120 VAC; 3 HP, 240VAC	1 HP, 120 VAC; 2 HP, 240 VAC	1 HP, 120 VAC; 2 HP, 204 VAC	1 HP	1/2 HP	1/4 HP	1 HP
Warranty	2-Year limited	5-Year limited	1-Year limited	3-Year limited	1-Year limited	1-Year limited	1-Year limited
Agency							
Battery							
Rechargeable							
Replaceable							
Schedules Stored in Non-Volatile Memory							
Programming							
Astronomic							
Countdown							
Daylight Saving Time							
Random							
Program Range	7-Day	7-Day	7-Day	7-Day	7-Day	7-Day	24-Hour
Maximum Number of Events	Unlimited	40	40	42	14	14	36